

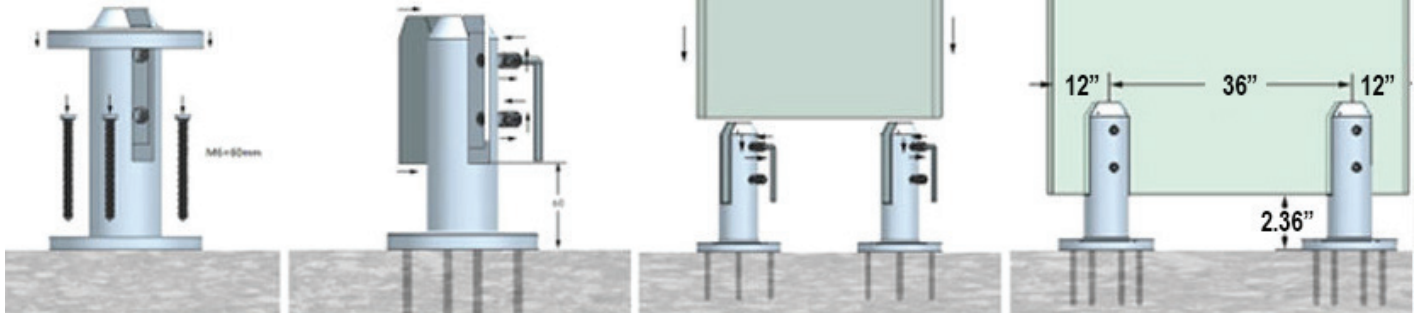


ClearView
GLASS RAILINGS

INSTALLATION WITH TWO OR THREE SPIGOTS

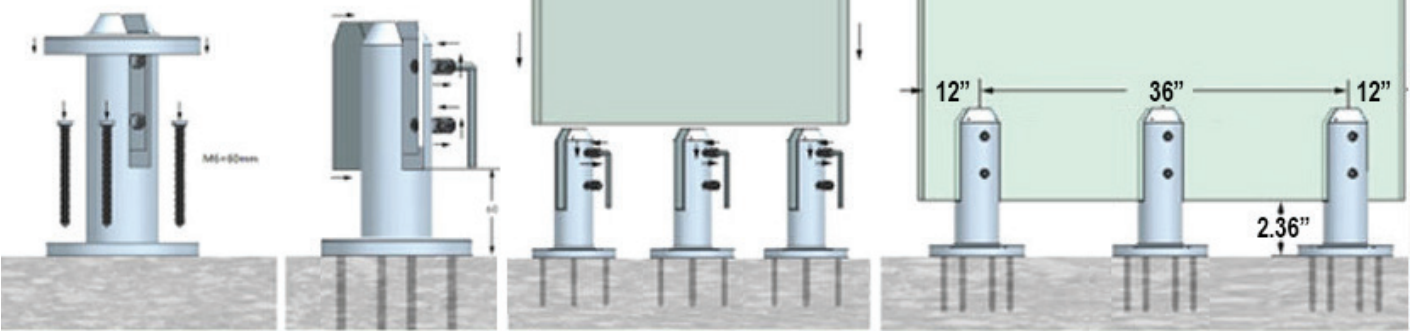
2 SPIGOT INSTALLATION

Will Withstand Wind Gusts up to 115 MPH



3 SPIGOT INSTALLATION

Will Withstand Hurricane Force Winds



Wood Deck Installation

We suggest using 3/8" diameter x 3.5" ASTM A307 Grade A structural bolts and flat washer. ASTM A307 Grade A structural bolts and washer should be cadmium plated or stainless steel so they do not rust.

Lag bolts must be installed into rim joists or lam beam or properly blocked sub structure. If lag bolts are attached to deck planks only failure will occur as a result of improper installation. Improper installation and failure may result in injuries or death. Do it once and do it right!



Installation of Spigots Using Wood Planks

Installation of CVGR Spigots to wood planks are fine as long as you use three 2" x 10"s. You must tie the three plies of wood together with (4) #8 4" wood screws, located 3" from spigot screws.

More installation information including additional fastener product recommendation listed on next page. Product Specifications included as well.



Fastener Recommendation

We recommend RSS Rugged Structural Screws by GRK Fasteners (product image shown).

This product is available at Home Depot:

- Internet #203525067
- Model #112225
- Store SKU #518167

Installation Tips

- Mark spigot location on glass panels with a crayon or wax marker. This allows for fast and easier installation of panel in proper location.

• VERY IMPORTANT •

- Apply a bit of lubricant (petroleum jelly) to the inside of the spigot's black plastic boot where the boot meets the glass. The application of lubrication prevents the spigot's black plastic boot from grabbing the glass panel should you slide/move the glass to adjust its position while in the spigots.
- Do not attempt to slide the glass panel while it is in the spigot if there is no lubricant on the black plastic spigot boot as the glass panel may stick and fail.
- If no lubrication is applied to the spigot boot, you must lift the glass panel out of the spigot, adjust its position as desired and then lower the glass panel back into the spigot.

GENERAL NOTES:

1. THIS GUARDRAIL SYSTEM IS IN COMPLIANCE WITH THE 2014 AND 2017 INTERNATIONAL BUILDING CODE (IBC) SECTION 1607.8. IT IS ALSO IN ACCORDANCE WITH 2015 IBC SECTION 2407 THAT REQUIRES ALL-GLASS HANDRAILS AND GUARDS BE "LAMINATED GLASS CONSTRUCTED OF FULLY TEMPERED OR HEAT-TREATED GLASS". **2.** CONNECTION TO DECK SHOWN (4) 3/8" LAG BOLTS THROUGH DECK TO (3) 2X10 BOARDS, MEETS IBC DECK REQUIREMENTS FOR A 200 POUND POINT LOAD OR 50 POUND LINE LOAD AT ANY PLACE ON PANEL. LOADING TO BE EITHER VERTICAL OR HORIZONTAL BUT NOT SIMULTANEOUS. **3.** WHEN THREE SPIGOTS ARE USED, THIS PRODUCT COMPLIES WITH THE REQUIREMENTS FOR HIGH VELOCITY HURRICANE ZONES (HVHZ). **4.** SPIGOTS TO BE 316 STAINLESS STEEL. **5.** CONNECTION TO BUILDING VARIES BY PROJECT, TO BE DESIGNED BY PROJECT ENGINEER. **6.** THE ABILITY OF THE EXISTING HOST STRUCTURE TO SAFELY SUPPORT THE LOADS SHALL BE DETERMINED BY THE PROJECT ENGINEER. **7.** MECHANICAL FASTENERS, AS SHOWN.

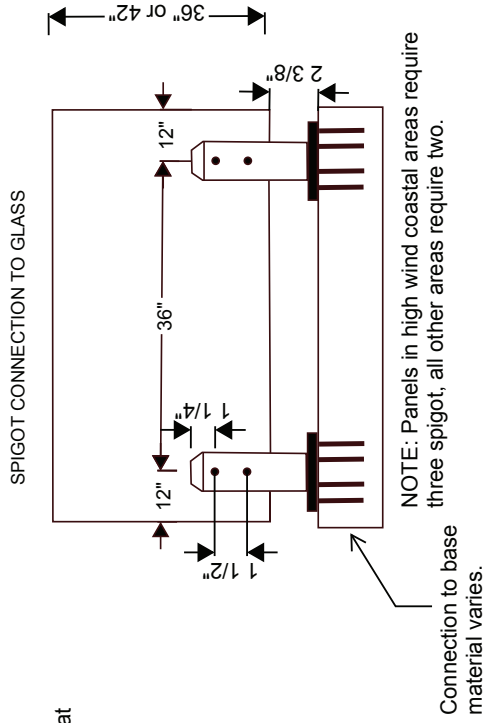
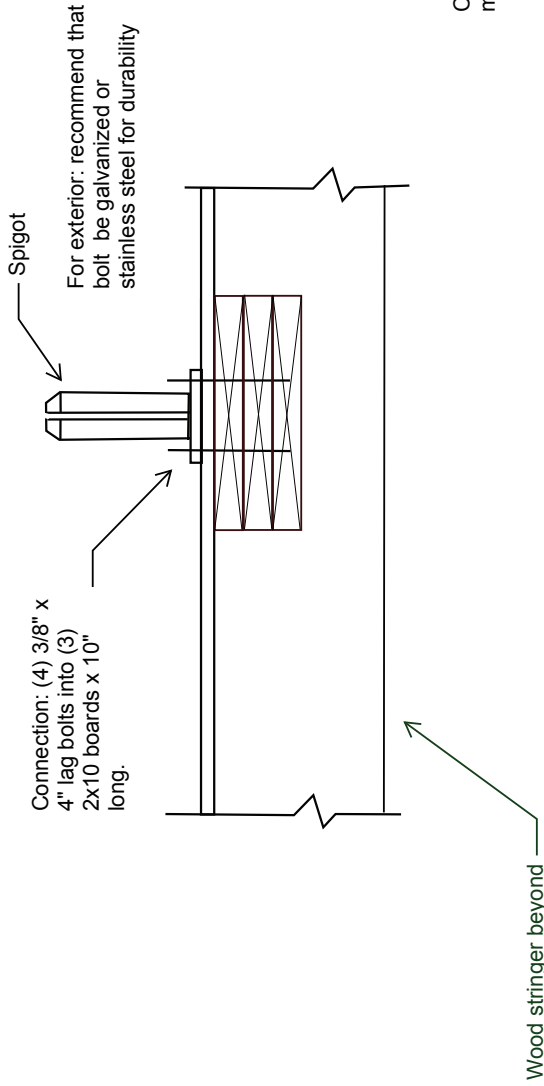
Specifications



Part Number	CVGR 316 SSOD48-180 Satin Finish
Product Name	Round Deck Mount Spigot
Spigot Size	1.9" diameter x 7.1" tall
Spigot Weight	5.5 lbs.
Glass Thickness/ Dimensions/Weight (per panel)	1/2" / 60" width x 39.37" height/105 lbs.
Accessories Included	Base Cover, Rubber Gasket

CVGR Spigot Attachment to Wood Deck

(additional instructions)



Part Number	CVGR 316 SSOD48-180 Satin Finish
Product Name	Round Deck Mount Spigot
Spigot Size	1.9" diameter x 7.1" tall
Spigot Weight	5.5 pounds
Glass Thickness/Dimensions/Weight (per panel)	13.5 mm/60" wide x 39.37" tall/ 98.5 pounds
Accessories Included	Base Cover, Rubber Gasket

GENERAL NOTES:

1. THIS GUARDRAIL SYSTEM IS IN COMPLIANCE WITH THE 2014 AND 2017 INTERNATIONAL BUILDING CODE (IBC) SECTION 1607.8. IT IS ALSO IN ACCORDANCE WITH 2015 IBC SECTION 2407 THAT REQUIRES ALL-GLASS HANDRAILS AND GUARDS BE "LAMINATED GLASS CONSTRUCTED OF FULLY TEMPERED OR HEAT-TREATED GLASS".
2. CONNECTION TO DECK SHOWN (4) 3/8" LAG BOLTS THROUGH DECK TO (3) 2X10 BOARDS, MEETS IBC DECK REQUIREMENTS FOR A 200 POUND POINT LOAD OR 50 POUND LINE LOAD AT ANY PLACE ON PANEL. LOADING TO BE EITHER VERTICAL OR HORIZONTAL BUT NOT SIMULTANEOUS.
3. WHEN THREE SPIGOTS ARE USED, THIS PRODUCT COMPLIES WITH THE REQUIREMENTS FOR HIGH VELOCITY HURRICANE ZONES (HVHZ).
4. SPIGOTS TO BE 316 STAINLESS STEEL.
5. CONNECTION TO BUILDING VARIES BY PROJECT, TO BE DESIGNED BY PROJECT ENGINEER..
6. THE ABILITY OF THE EXISTING HOST STRUCTURE TO SAFELY SUPPORT THE LOADS SHALL BE DETERMINED BY THE PROJECT ENGINEER.
7. MECHANICAL FASTENERS, AS SHOWN.